

MAGIC DUCKS

MINECRAFT ADDON

Player Guide



ΔTERMON
EDUCATIONAL PLAY



About the Addon

Dive into a whimsical world with **Magic Ducks**, a captivating Minecraft addon that transforms your gameplay with a delightful blend of **magic and adventure**. Discover the enchanting Magic Ducks, charming companions born from golden eggs, ready to accompany you on your journeys.

Explore the skies and uncover mysterious **floating islands** nestled amongst the clouds, each holding secrets and treasures waiting to be unearthed. These islands are home to unique loot, including the powerful **Magic Wand**, a spell-casting tool that unleashes a variety of unpredictable effects, from explosive TNT to electrifying lightning bolts. Don the stylish **Magician's Cylinder Hat**, granting you a series of random magical boosts, enhancing your abilities with speed, strength, and more – or clearing negative effects when needed!

Transform your building projects with the ethereal beauty of **Cloud Blocks** and **Cloud Bricks**, crafting structures that seem to float amongst the heavens. Harness the power of the storm with Thunder Feathers, summoning dramatic thunderstorms at your command.

But the heart of this addon lies with the Magic Ducks themselves. These resilient companions, with their enhanced health and independent spirit, will stand by your side, fearlessly engaging in battles against hostile mobs, allowing you to focus on your adventures. Breed them with sweet berries, and watch as your duck flock grows!

The **Magic Ducks** Addon seamlessly weaves together exploration, combat, and building, adding a layer of charming magic to your Minecraft world.

Whether you're a seasoned adventurer seeking new challenges or a creative builder looking for unique blocks, this addon offers something for everyone. So, embark on a magical journey, befriend your very own Magic Duck, and let the enchantment begin!



List of contents

I. Introduction	p.4
II. The Magic Ducks	p.8
III. Items and Equipment	p.11
IV. New Blocks and Building	p.16
V. World Generation and Exploration	p. 18
VI. Gameplay Tips and Strategies	p.20



I. Introduction

This guide explains the features of the Magic Ducks addon, ensuring you understand its mechanics. Prepare to discover new areas, encounter unique creatures, and utilize powerful magic.

1.1 Welcome to Magic Ducks!

The Magic Ducks addon for Minecraft introduces magical ducks, floating islands, and unique magical items that alter gameplay. This addon provides a unique experience for both experienced explorers and builders. Grab your pickaxe, and explore the world of Magic Ducks.





1.2 What is Magic Ducks?

Magic Ducks is an addon that introduces new elements to Minecraft.

Its core features include:

- **Magic Ducks:** Enchanted ducks spawned from golden eggs, serving as companions.
- **Floating Islands:** Islands in the sky containing unique loot, including magical items and building blocks.
- **Magical Items:** Wands and hats that grant players abilities.
- **New Building Blocks:** Cloud blocks and bricks for new construction options.
- **Enchanted Feathers:** Items that affect weather.

This addon expands Minecraft by adding exploration, combat, and building elements.





1.3 How to Install and Use the Addon

Getting started with Magic Ducks is simple. Here's a step-by-step guide to importing and activating the addon:

- Magic Ducks is packaged as a single **.mcaddon file**, containing both resource and behavior packs.
- Simply open the .mcaddon file by **double-clicking on it**. The game will automatically import the addon.
- Launch Minecraft and navigate to the **world settings** of the world where you wish to use the addon.
- Scroll down to the **"Resource Packs"** section. Under "My Packs," locate "Magic Ducks" and click **"Activate"**. If a prompt appears asking to add the pack anyway, confirm.
- Next repeat the process in the **"Behavior Packs"** section.
- Load your world, and you'll find all the new items, blocks, and features readily available in the creative inventory or through exploring the world.



1.4 Version Information and Updates

To ensure you have the best experience, we may release updates that can include:

- Bug fixes and performance improvements.
- Balancing adjustments.

Stay tuned for announcements and updates on our official channels (e.g., website, discord server, our social media). We recommend checking for the latest version to enjoy all the exciting additions and enhancements Magic Ducks has to offer. Version numbers will be displayed in the addon description and in update logs.



II. The Magic Ducks

2.1 Spawning Magic Ducks

To get a Magic Duck, you first need a Golden Egg.

Golden Eggs are not found directly. You need to feed a normal Duck with some Magic Berries to get the Golden Egg from them.

You can find Magic Berries in:

- Desert Pyramids: Inside the treasure chests in the central chamber.
- Jungle Temples: Inside the hidden chests.
- Wandering Traders: These merchants may offer Magic Berries in exchange for emeralds.



2.1.1 Obtaining Golden Eggs

Once you have Magic Berries, feed them to a normal duck. The duck will produce a Golden Egg.



2.1.2 Using Golden Eggs

Golden Eggs function similarly to regular eggs, but with a magical twist. Throwing a Golden Egg will not spawn a chick; instead, it will summon a fully grown Magic Duck.

2.2 Magic Duck Behavior

Magic Ducks have unique traits.

2.2.1 Health and Regeneration

Magic Ducks have more health than regular ducks: 40 health points. They can also regenerate health over time.



2.2.2 Combat Abilities

Magic Ducks attack hostile mobs. If equipped with a magic wand, they will use the wand's damage ability.

2.2.3 Breeding Magic Ducks

Golden Eggs are required to initially spawn Magic Ducks. You can expand your flock by breeding them with Sweet Berries. Feeding Sweet Berries to two Magic Ducks will cause them to breed.



2.3 Magic Ducks vs. Normal Ducks

Magic Ducks and normal ducks share a similar appearance but differ significantly in several key aspects:

- **Health:** Magic Ducks have considerably more health and can regenerate.
- **Combat:** Magic Ducks actively engage hostile mobs, prioritizing aggressive mobs, and use the magic wand's damage effect if equipped, while normal ducks are passive.
- **Spawning:** Magic Ducks are spawned from Golden Eggs, while normal ducks spawn naturally.
- **Drops:** normal ducks drop normal feathers, or very rarely magic feathers, while magic ducks do not drop feathers.
- **Targeting:** Magic Ducks will only target aggressive mobs.





III. Items and Equipment

3.1 Magic Berries

These berries are essential for spawning Magic Ducks and offer a quick snack.

3.1.1 Obtaining Magic Berries

Magic Berries can be found in:

- **Desert Pyramids:** Inside the treasure chests in the central chamber.
- **Jungle Temples:** Inside the hidden chests.
- **Wandering Traders:** Occasionally offered in trades for emeralds.

3.1.2 Uses and Effects

Eating Magic Berries restores 4 hunger points.





3.2 Golden Eggs

The key to summoning Magic Ducks, Golden Eggs are a vital component of this addon.

3.2.1 Obtaining Golden Eggs

Golden Eggs are obtained by feeding Magic Berries to normal ducks.



3.2.2 Uses and Crafting

Throwing a Golden Egg spawns a Magic Duck.

Golden eggs can be used in the crafting recipes for normal cakes and pumpkin cakes, substituting the normal egg.

3.3 Magic Feathers

These feathers, imbued with a hint of magic, are used in crafting powerful items.

3.3.1 Obtaining Magic Feathers

Found as loot in chests within houses on the floating islands. Rarely dropped by normal ducks.





3.4 Thunder Feather

This feather allows you to summon a powerful thunderstorm.

3.4.1 Crafting Thunder Feathers

Crafted by surrounding a Magic Feather with 4 Storm Cloud Blocks.



3.4.2 Using Thunder Feathers (Thunderstorm)

Right-clicking with a Thunder Feather summons a thunderstorm (rain and thunder) for the duration of a normal in-game thunderstorm.

3.5 Magic Wand

A powerful tool that unleashes a variety of magical effects.





3.5.1 Obtaining the Magic Wand

- Found as loot on the floating islands.

3.5.2 Magic Wand Effects

Upon use, the Magic Wand randomly triggers one of the following Minecraft effects:

- TNT explosion.
- Damage (20 damage).
- Lightning bolt.
- Creeper spawn.
- Bunny spawn (2).
- Levitation (4 block radius).
- Wind charge.
- Spawns a "Cylinder of Light" (light beam).

3.6 Cylinder Hat

A stylish hat that grants the wearer random magical boosts.

3.6.1 Obtaining the Cylinder Hat

Found as loot on the floating islands.



3.6.2 Cylinder Hat Effects

- Every 15 seconds, the Cylinder Hat applies a random effect to the player. This can be one of the following Minecraft effects:
 - Speed.
 - Haste.
 - Strength.
 - Jump boost.
 - Regeneration.
 - Resistance.
 - Fire resistance.
 - Water breathing.
 - Invisibility.
 - Night vision.
 - Health boost.
 - Absorption.
 - Slow falling.
 - Conduit power.
 - Village hero.
 - Or it clears all effects.
- The effect changes every 15 seconds while the hat is worn.





IV. New Blocks and Building

The Magic Ducks addon introduces new blocks that expand building options.

4.1 Cloud Blocks

These blocks are used for building structures.


4.1.1 Obtaining Cloud Blocks

Cloud Blocks cannot be crafted. They are found in the world.

When mined, a Cloud Block always drops 4 Cloud Balls.

4.1.2 Crafting Recipes (Cloud Balls, Cloud Bricks)

- Cloud Balls: Obtained by mining Cloud Blocks.
- Cloud Block: 4 Cloud Balls can be crafted into 1 Cloud Block.
- Cloud Bricks: 4 Cloud Blocks can be crafted into 1 Cloud Brick.





4.2 Storm Cloud Blocks

Darker and more ominous than Cloud Blocks, Storm Cloud Blocks have a unique property.

4.2.1 Obtaining Storm Cloud Blocks

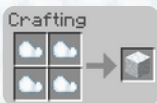
Storm Cloud Blocks, like Cloud Blocks, are not craftable. They are found naturally generated on the floating islands.

4.2.2 Uses and Properties

- Storm Cloud Blocks are used in the crafting recipe for the Thunder Feather.
- When mined, a Storm Cloud Block always drops 1 Storm Cloud Block.

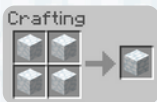
4.3 Cloud Balls

- Obtained by mining Cloud Blocks.
- Used to craft Cloud Blocks.



4.4 Cloud Bricks

- Crafted from 4 Cloud Blocks.
- Used for decorative building.





V. World Generation and Exploration

The Magic Ducks addon introduces new elements to your world generation, encouraging exploration and discovery.

5.1 Floating Islands

Mysterious Floating Islands dot the sky, holding valuable resources and unique structures.

5.1.1 Biome and Generation

Floating Islands exclusively generate above the Birch Forest biome.

5.1.2 Island Structures

These islands feature small bamboo houses, uniquely designed to accommodate ducks. Players can enter these houses by breaking a block above the door, as the door is intended for duck use. The houses contain chests with various loot, including the Magic Wand and Cylinder Hat.



5.2 Birch Forest Islands

As mentioned, Floating Islands generate above the Birch Forest biome. These islands are a key location for finding unique loot and Magic Ducks.





VI. Gameplay tips and strategies

Here's how to make the most of the Magic Ducks addon and its features.

6.1 Using Magic Ducks in Combat

Magic Ducks are valuable combat allies. Utilize standard Minecraft combat strategies when fighting alongside your Magic Ducks.

6.2 Obtaining Magic Berries

Magic Berries cannot be farmed. Players must explore Desert Pyramids, Jungle Temples, and trade with Wandering Traders to acquire them.

6.3 Maximizing the Cylinder Hat and Magic Wand

Experiment with different playstyles to discover your own strategies for effectively using the Magic Wand and Cylinder Hat.



6.4 Reaching the Floating Islands

Reaching the Floating Islands can be challenging due to their high altitude. Effective strategies include:

- Using an Elytra to fly to the islands.
- Building a tower of blocks to reach them.
- Using scaffolding to ascend to the islands.